



Find the Shape



Let's Play!

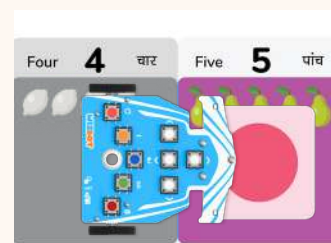
Things to Use



5!



Press 'Forward'
five (5) times



Did it!



Teacher's Handbook

Learning Objectives

1. **Numeracy:** Students will be able to count and press "Forward" five times accurately.
2. **Literacy:** Identify and name the shape aloud.

Rhyme

Circle, square, triangle too,
Shapes are fun for me and you!
Count the steps and press to play,
Find the shape, hooray, hooray!

Things to Use



Wizbot



Number Line
Arena



Picture Cards –
Circle

Values

Shapes Recognition

Concept Explanation



Instructions

(Duration: 25 mins)

Step 1: Prepare

- Collect wizbot, activity cards, and shape images.
- Arrange a clear area for moving wizbot.

Step 2: Discuss

- Explain the goal: guide wizbot to the shape.
- Ask students to identify the target shape.



Step 3: Demonstrate.

- Show how to press "Forward" five times to reach the shape.
- Perform an example with one shape as a target.

Step 4: Engage

- Let students program wizbot to find the shape.
- Encourage them to count steps and name the shape.

