

Activity Poster

Musical Fruits Value - Togetherness



Concept Explanation

$$\begin{array}{ccccccc} \text{Fruit icons} & & & & & & \\ 8 & - & 2 & = & 6 \end{array}$$

Things to Use



$$8 - 2 = 6$$

Let's Play

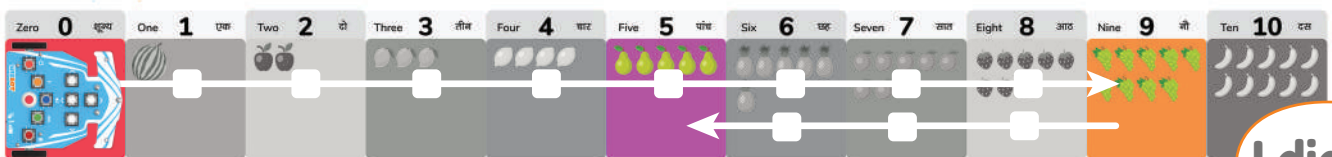
1 Setup the game.



2 Roll the two dice.



3 Press 'Forward' nine (9) times as on large number dice and then 'Reverse' four (4) times as on small number dice. Then, press 'Go'.



Teacher's Handbook

Learning Objectives

- Numeracy:** Students will be able to subtract single-digit numbers using Wizbot.
- Literacy:** Students will be able to understand and apply subtraction concepts using numerical symbols.

Story

Cling clang...Dhoom Dham...plays the drum in the jungle.

Today is the day to play musical fruits.

Shim sham smash smoosh...Montu places five fruits in a line.

Woo hooo...Here comes all the animals.

*"Let's start!" **exclaims** Maruti.*

The elephant plays the drum.

Stomp stomp...Six animals run around the fruits.

The drum stops.

Five animals take one fruit each. The koala gets out.

Now, there are four fruits left. Maruti keeps four fruits in a line.

*The koala takes one fruit away **angrily**. Now, there are only three fruits for five animals.*

Montu finds one more fruit. He adds it to the line.

Now, there are 4 fruits for five animals and the game continues.

Things to Use




Wizbot



Number Line Arena



Small Number and Large Number Dice



Picture Cards
(Numbers 11-20)



Coding Cards

Values

Togetherness

Words to Learn

exclaim to say something loudly

angrily



Thought Box

- What are the animals playing?
- What is the elephant doing?
- Why does koala take new fruit away?

Concept Explanation



Instructions

Step 1: Prepare

Step 2: Discuss



Step 3: Demonstrate

Step 4: Engage: Draw the fruits on the board for Exercise A.

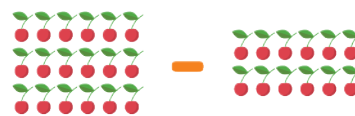


Exercise

(Duration: 20 mins)

Instructions:

- Roll the two dice and subtract the numbers. Take Wizbot to the number on the big number dice. Then, take Wizbot number of steps backwards as you see in the small number dice to subtract. Do this 3 times.
- Place the number cards on the table in a line. Subtract and take the Wizbot to the answer.



a.



b.



c.