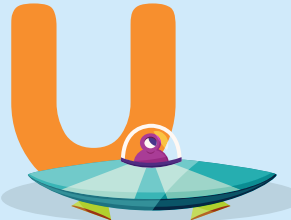




Activity Poster

Finding Vowels



Let's Play!

Things to Use




1 Find the Vowels.

C _ T H _ T
N _ T B _ T
K _ T

2 Set up the game. Place Wizbot on alphabet Z and Star cards on the Vowels.



3 Find the first Vowel.



4 Find the vowel in the next word.



Teacher's Handbook

Learning Objectives

Computational Thinking: Students will count vowels in simple words and help Wizbot find them, using classification and logical thinking.

Things to Use



Wizbot



Alphabet Arena



Picture Cards (Stars)

Concept Explanation

CVC (Consonant Vowel Consonant) words and vowel identification



Instructions

Step 1: Prepare

Step 2: Discuss

- Introduce **CVC words and vowels**, explaining their importance and how they appear in words.
- Tell aloud the all the Vowels and ensure that the star picture cards are placed on vowels.



Step 3: Demonstrate

- Show students all the vowels and place star cards on them.
- Show students how to find vowels in the given words and speak aloud the phonics formed.

Step 4: Engage

- Guide students to work in groups, guiding Wizbot to collect vowel stars while reinforcing vowel recognition, sequencing and speaking.



Exercise

(Duration: 15 mins)

Instructions:

- A. Read aloud each CVC words twice and ask students to take Wizbot to the identified vowel to collect star picture card. (Note: Keep the Wizbot on Z as the starting point)
- a. "Identify the vowels in the words given."
 - b. "Count and code Wizbot to reach the identified vowel."
 - c. "Collect stars when you reach the right vowel."

CAT, HOT, NET, BUT, KIT

Thought Box

1. "How many vowels are there in total?"
2. "How many vowels are there in your name?"